



---

*TPAPN offers life renewing opportunities to nurses for recovery from substance use & certain psychiatric disorders, thus promoting professional accountability, protecting the public, and returning nurses to safe practice.*

**Texas Peer Assistance Program for Nurses**  
**FY 2015 2<sup>nd</sup> QUARTER REPORT**  
**to**  
**THE TEXAS BOARD OF NURSING**

March 25, 2015

Texas Peer Assistance Program for Nurses  
[www.tpapn.org](http://www.tpapn.org)  
Helpline: 8002885528;  
Business: 5124677027;  
Fax: 5124672620  
A program of the Texas Nurses Foundation

## INTRODUCTION

This report provides an accounting to the Texas Board of Nursing (BON) of the outcomes for the Texas Peer Assistance for Nurses Program and its Extended Evaluation Program (EEP) for the BON's second quarter (December – February) of FY 2015. Five activity centers are provided: 1) *Client* - program metrics concerning nurses referred to TPAPN as well those currently participating in TPAPN or whose participation is pending during the quarter. Additionally, in this report referral outcomes/graphic are provided for FY 2014; 2) *Outreach* – includes formal education and other outreach activities; 3) *Administrative* - significant operational and networking activities; 4) *Fiscal* - the program's financial status; and 5) *Requests of the BON*. Note: TPAPN does not have any requests of the BON at this time.

## CLIENT ACTIVITIES

### Referrals by Referral Source & Nurse Type

A total of 161 referrals were received during the 2<sup>nd</sup> quarter of FY 2015 – See **Graph 1**, page 5. Compared to the 180 referrals received in the 1<sup>st</sup> quarter this is an approximate 11% decrease.

**Active Cases by Nurse Type** – See **Graph 2**, page 6. The average number of active cases, i.e., nurses with signed participation and those pending participation in TPAPN and EEP during the 2<sup>nd</sup> quarter was 639, an increase of 5 compared to the 1<sup>st</sup> quarter. The average number of active cases by nurse specialty or licensure for the 2<sup>nd</sup> quarter versus (**vs.**) the 1<sup>st</sup> quarter was as follows: APRNs: 29 **vs.** 32; LVNs 125 **vs.** 116; and RNs 485 **vs.** 486. As of the end of February, TPAPN had received 39 referrals approved for to the new Mental Health Support Program and 3 nurses were active in the new Interim Monitoring program.

**Referral Outcomes by “Type” for FY 2014** – See **Graph 3**, page 7. The overall numbers for each type of referral are as follows:

- For FY 2014, 194 nurses were referred under “board order” to participate in TPAPN. Of the 194, 163 signed participation while 31 were discharged to the BON. Eight nurses who have no enrollment deadline specified in their order were not included in the data.
- 153 nurses were “Direct 3<sup>rd</sup>-Party referrals” to TPAPN, i.e., received by TPAPN directly, mostly from employers. Of the 153 referrals, 64 nurses signed participation while 89 were discharged to the BON for disposition.
- 290 “BON 3<sup>rd</sup>-Party referrals” were received by TPAPN from the BON, with 89 nurses signing participation while 201 were discharged to the BON.

It is noteworthy that approximately 85% of the nurses who were ordered to TPAPN, signed participation agreements versus 42% of nurses who were direct referrals and 31% of nurses who were BON 3<sup>rd</sup>-Party referrals. Approximately 90% of the nurses discharged to the BON in the third-party referral categories were discharged because: a) declined participation, b) did not follow through with the participation process, or c) did not respond. In the coming fiscal year TPAPN plans to advance strategies to better identify causes of nonparticipation so that the program may positively impact participation rates of nurses referred by 3<sup>rd</sup> parties.

**Comparison of Program Metrics** – See **Table 1**, page 8. This information is provided as follow-up to prior discussions with the BON BOD, regarding the program’s response time to referrals and time-frame for assignment of cases to Case Managers. TPAPN compares very favorably to the seven other states presented, four of the other programs, like TPAPN, are administered independently or quasi –independently of the licensing authority. Three states presented, Louisiana, Oklahoma and Washington are administered directly by the board of nursing or by the state’s health authority. All parameters given are the states’ usual goals or timelines and may vary given individual cases or circumstances.

### **OUTREACH ACTIVITIES**

1. 12/3/2014: Betty Gruber, Advocate, presented at Panola Jr. College, Carthage, TX, to 21 LVNs - 1 contact hr.
2. 12/5/2015: Kelly Fitzgerald, Advocate, presented at Las Palmas Med. Ctr., El Paso, TX to 10 RNs - 1 contact hr.
3. 1/21/2015: Cynthia Hawks, Advocate, presented at Memorial Hermann - The Woodlands Hospital - The Woodlands, TX, 8 RNs attended - 1 contact hr.
4. 2/7/2015: Bronwyn Schielke, Advocate, presented at Christian Retreat Center, Round Top, TX, to 20 RNs - 1 contact hr.
5. 2/21/2015: Michael Van Doren presented a 1 hour focus session at TNSA Conference, Double Tree Hotel, Austin, TX, 8 student nurses and faculty attended - no contact hrs.

### **ADMINISTRATIVE ACTIVITIES**

- 12/5/14: TPAPN Advisory Committee’s regularly scheduled business meeting
- 12/9: TNA Leadership Team Meeting
- 12/11: Weekly (ongoing) BON review meeting of 3<sup>rd</sup> party referrals to TPAPN
- 1/5/15: Attended BON Eligibility and Disciplinary Advisory Committee meeting
- 1/14: Dr. James Flowers & other representatives of the Pain Recovery Program - Memorial Hermann Prevention and Recovery Center, Houston (treatment center) presented to TPAPN staff
- 1/14: Attended monthly meeting of “AustiNet,” coordinated by local chapter of the Texas Association of Addictions Professionals and hosted by Sage Recovery Center
- 1/15: Attended quarterly TNA/TNF Provider Unit meeting for continuing education
- 1/22 - 23: Attended regularly scheduled BON BOD business meeting
- 1/23: Teleconference with Linda Smith, ARNP, MN, MDiv, CAP, Program Director - Florida Intervention Project for Nurses, regarding diagnoses their program accepts
- 1/28: Iris Weiner, rep. for Rock Springs (behavioral health treatment center), Georgetown, presented to TPAPN staff
- 2/9: Meeting with Andrea Schwab, JD, regarding “HIPAA” needs of TPAPN

- 2/11: Attended monthly meeting of AustiNet, hosted by Phoenix House (treatment center)
- 2/13: Phone interview with Angelo State University 4<sup>th</sup> year nursing student regarding TPAPN
- 2/19: Attended Behavioral Healthcare Panel: “2015 Business Trends in Mental Health, Addiction and Eating Disorder Treatment,” Austin, TX

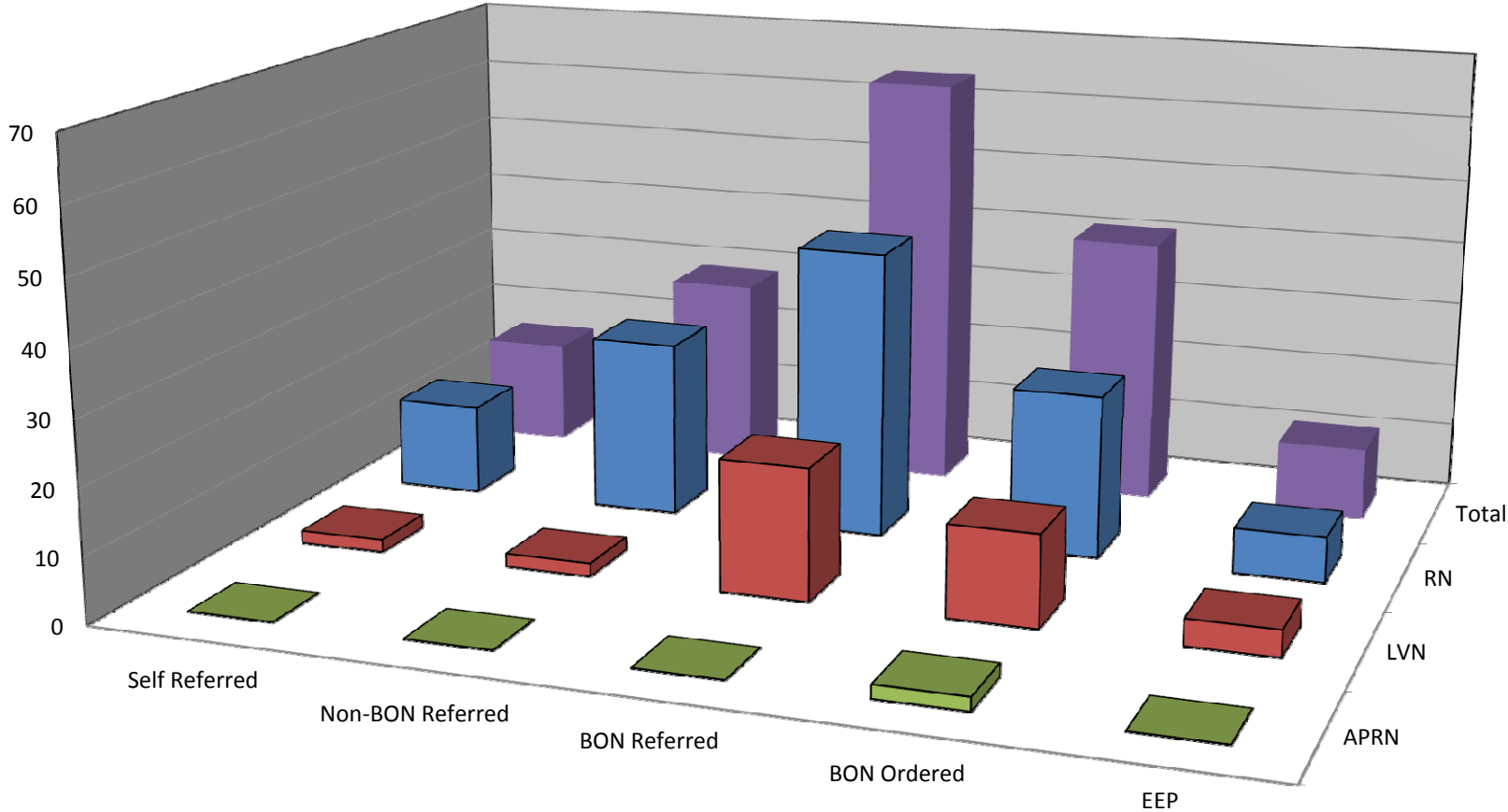
#### **FISCAL**

- See attached financials, **Attachment A**, pages 9 - 11
- As of the end of February, TPAPN realized a net income of approximately \$99,500 with income approximately \$10,000 greater than budget and expenses approximately \$53,000 less than budget.

#### **REQUESTS OF THE BON**

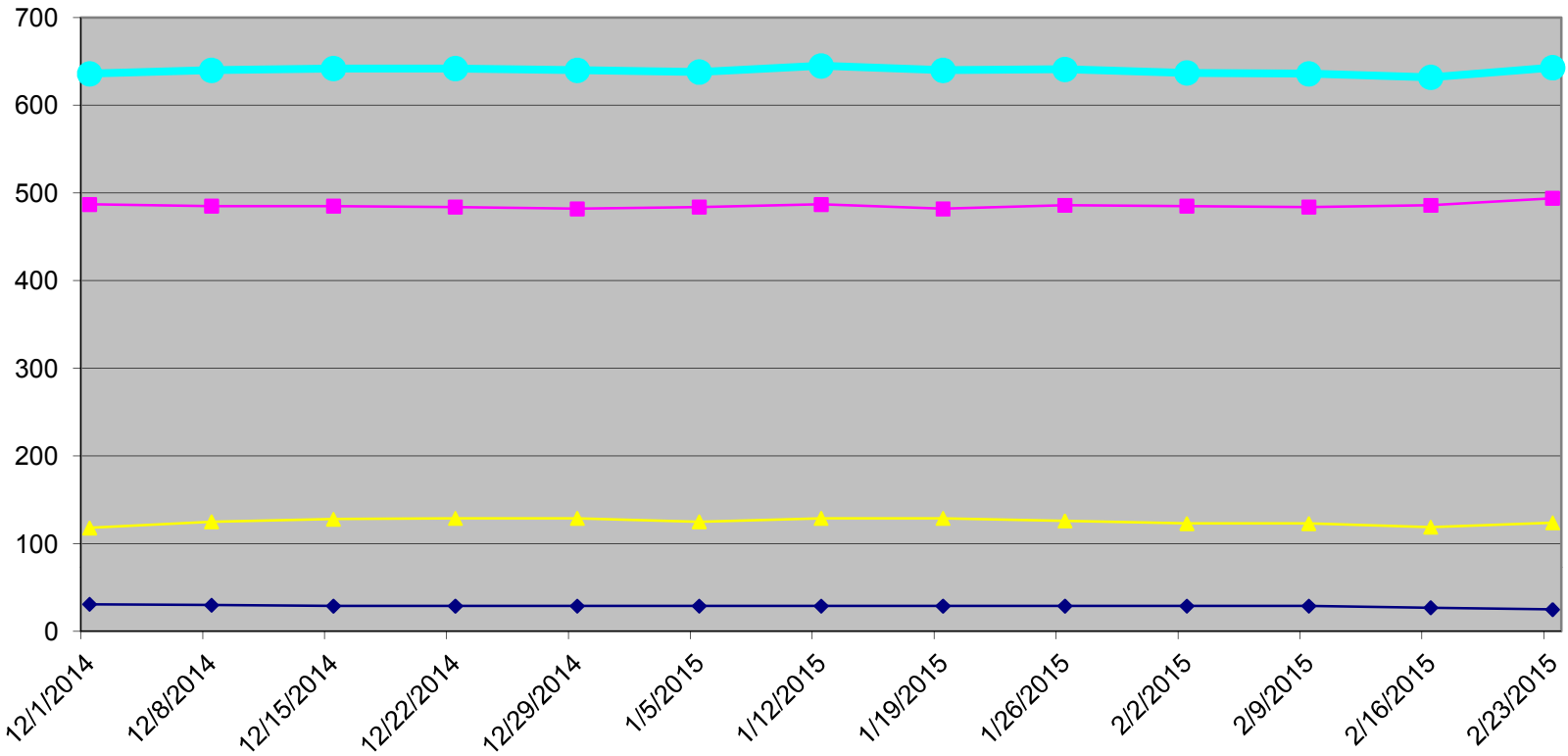
- TPAPN has no requests of the BON at this time.

### Referrals by Referral Source and Nurse Type 2nd Quarter FY 2015



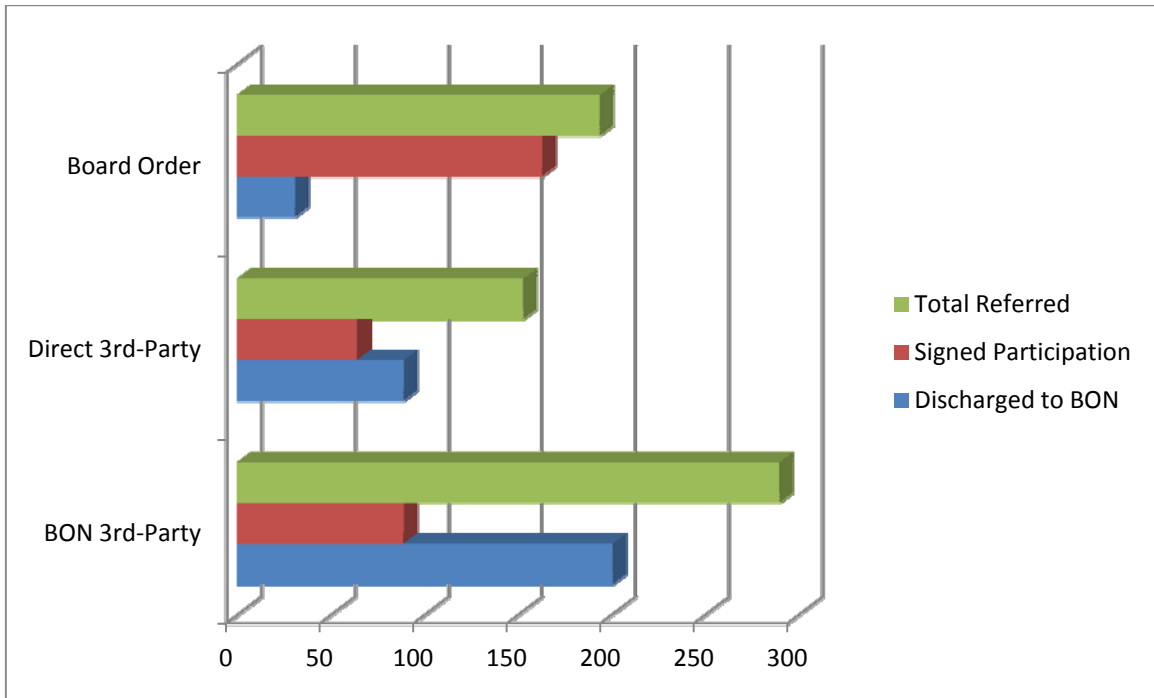
	Self Referred	Non-BON Referred	BON Referred	BON Ordered	EEP
■ APRN	0	0	0	2	0
■ LVN	2	2	20	14	4
■ RN	14	27	44	25	7
■ Total	16	29	64	41	11

### Active Cases by Nurse Type 2nd Quarter FY 2015



	12/01/14	12/08/14	12/15/14	12/22/14	12/29/14	01/05/15	01/12/15	01/19/15	01/26/15	02/02/15	02/09/15	02/16/15	02/23/15
■ RN	487	485	485	484	482	484	487	482	486	485	484	486	494
▲ LVN	118	125	128	129	129	125	129	129	126	123	123	119	124
◆ APRN	31	30	29	29	29	29	29	29	29	29	29	27	25
● Total	636	640	642	642	640	638	645	640	641	637	636	632	643

**Graph 3. Referral Outcomes by “Type” - FY 2014 (9/1/2013 – 8/31/2014)**



**Table 1. Comparison of Program Metrics 2/2015**  
 (\* denotes program administered by BON)

STATE→	FL	IN	LA*	MI	OK*	TN	TX	WA*
<b>METRIC↓</b>								
<b>Referral response</b>	Within 1 business day	Within 10 days	Within 1 business day	1 - 4 days	Within 2 business days after contact with BON	Within 1 business day	Within 2 business days	Within 7 business days
<b>Case manager assigned</b>	Once assessment/tx completed	Once assessment/tx completed	Day of referral	Within 45 days after initial intake	Case Mgr. not assigned until under contract; Avg. of 8 days;	Within 30 days, after assessment completed	Within 7 days after referral received	1 day
<b>Enrollment</b>	Upon intake (referral) process	Within 60 days post-intake	20 days to respond/enroll after referral received	Within 45 days after referral	2 - 14 days to apply for eligibility appointment; Avg. of 8 days	Once treatment discharge summary received has 10 days to respond	Within 30 days after referral if 3rd-party or self-referral; 45 or 90 days if board ordered (order stipulates)	30 - 45 days
<b>Non-adherence</b>	Progressive response - depends on nonadherence e.g., warning to discharge. Once confirmed program reports to DPH within 5 days	Progressive process, (similar to FL)	Progressive process - once acute, nurse has 10 days to address or license may be suspended; will work w/nurse as prudent	Progressive process	Progressive process	Progressive - but once staffed TDOH is notified by next business day	Progressive process; Case Managers will staff as necessary and send to BON within 2 bus. days	Progressive - but once staffed, notification is usually sent within 2 business days



**TNF - TPAPN****Balance Sheet**

February 28, 2015

**Assets****Cash & Cash Equivalents**

11100	WELLS FARGO-OPERATING 3856	\$	274,705.09	
11400	OPPENHEIMER-M M FUNDS-2565		<u>299,201.83</u>	
	Total Cash & Cash Equivalents			573,906.92

**Investments**

Total Investments				0.00
-------------------	--	--	--	------

**Accounts Receivables**

12700	A/R-BOARD OF NURSING		75,032.00	
13200	A/R OTHERS		<u>11,568.00</u>	
	Total Accounts Receivable			86,600.00

**Prepays**

14000	PREPAIDS		<u>3,772.18</u>	
	Total Prepays			3,772.18

Total Current Assets				664,279.10
----------------------	--	--	--	------------

**Property and Equipment**

15000	FURNITURE & EQUIPMENT		110,062.64	
15100	ACCUMULATED DEPRECIATION		<u>(102,042.27)</u>	
	Total Property and Equipment			8,020.37

Total Assets		\$	<u>672,299.47</u>	
--------------	--	----	-------------------	--

**Liabilities and Net Assets****Current Liabilities**

20800	A/P-TNA	\$	181.54	
20900	A/P-MONTH END		2,590.77	
21500	ACCRUED EXPENSES		40,658.17	
21600	VOIDED CHECKS		<u>807.86</u>	
	Total Current Liabilities			44,238.34

**Net Assets**

29400	BOD DESIGNATED:LEGAL/INS		100,000.00	
30500	UNDESIGNATED		498,610.71	
30600	TRANSFERS-BOD DESIGNATED		<u>(70,000.00)</u>	
	Net Income of <Loss> to Date		99,450.42	

Total Net Assets				628,061.13
------------------	--	--	--	------------

Total Liabilities & Net Assets		\$	<u>672,299.47</u>	
--------------------------------	--	----	-------------------	--

Unaudited

## TNF - TPAPN

## Income Statement

For the Eight Months Ending February 28, 2015

	Current Month Actual	Current Month Budget	Year to Date Actual	Year to Date Budget	Year to Date Variance
<b>Income</b>					
40200 BOARD OF NURSING	\$ 75,032.00	\$ 72,799.00	\$ 599,652.00	\$ 582,392.00	17,260.00
40500 UNREALIZED GAINS/(LOSS)	0.00	0.00	(1,607.83)	0.00	(1,607.83)
40600 INTEREST	2.62	625.00	9.00	5,000.00	(4,991.00)
40800 DIVIDENDS/CAPITAL GAINS	0.00	0.00	808.30	0.00	808.30
41000 SPONSORS/DONATIONS	2,250.00	333.33	7,000.00	2,666.64	4,333.36
41100 THIRD PARTY - SPONSORS	0.00	166.67	0.00	1,333.36	(1,333.36)
41200 RN - BD ORDER	2,000.00	4,166.67	41,500.00	33,333.36	8,166.64
41300 PARTICIPENT LAB FEES	11,112.00	10,833.33	88,608.00	86,666.64	1,941.36
41400 RN - MI	976.00	666.67	8,106.00	5,333.36	2,772.64
41500 LVN - BD ORDER	1,750.00	1,333.33	9,100.00	10,666.64	(1,566.64)
41700 LVN - MI	65.00	83.33	2,060.00	666.64	1,393.36
42000 INTERIM MONITORING	0.00	1,166.67	0.00	9,333.36	(9,333.36)
42500 WORKSHOPS - INCOME	0.00	250.00	305.00	2,000.00	(1,695.00)
42800 TREATMENT PROV W/S	0.00	166.67	0.00	1,333.36	(1,333.36)
42900 EXHIBITS	0.00	250.00	600.00	2,000.00	(1,400.00)
<b>Total Regular Program</b>	<b>93,187.62</b>	<b>92,840.67</b>	<b>756,140.47</b>	<b>742,725.36</b>	<b>13,415.11</b>
45000 EEP - LAB FEES	456.00	666.67	3,156.00	5,333.36	(2,177.36)
45100 EEP - INITIAL FEE	0.00	500.00	3,000.00	4,000.00	(1,000.00)
<b>Total EEP</b>	<b>456.00</b>	<b>1,166.67</b>	<b>6,156.00</b>	<b>9,333.36</b>	<b>(3,177.36)</b>
<b>Total Income</b>	<b>93,643.62</b>	<b>94,007.34</b>	<b>762,296.47</b>	<b>752,058.72</b>	<b>10,237.75</b>

## Expenses

## Staffing/Consultants Expenses

50500 COMPENSATION	53,671.69	57,150.00	452,553.15	457,200.00	(4,646.85)
50700 OTHER COMPENSATION	0.00	0.00	757.96	0.00	757.96
50800 HLTH/LIFE INSURANCE	3,448.83	3,333.33	27,172.59	26,666.64	505.95
50900 W C INSURANCE	0.00	166.67	3,396.83	1,333.36	2,063.47
51000 DENTAL/VISION INS	154.46	360.00	1,278.82	2,880.00	(1,601.18)
51500 PAYROLL TAXES	4,615.12	4,660.00	36,898.97	37,280.00	(381.03)
51700 401K	2,738.02	3,480.00	20,347.03	27,840.00	(7,492.97)
51800 401K-FORFEITURE	0.00	0.00	(3.26)	0.00	(3.26)
51900 TEMPS/AGENCIES/OTHER	0.00	0.00	139.97	0.00	139.97
52000 STAFF DEVELOPMENT	1,990.96	583.33	4,793.72	4,666.64	127.08
52500 STAFF TRAV/EXP	350.91	416.67	3,249.81	3,333.36	(83.55)
54500 LEGAL EXPENSES/CONSUL	3,080.00	833.33	4,620.00	6,666.64	(2,046.64)
56200 REIMB FOR STAFF TIME	4,000.00	4,166.67	32,000.00	33,333.36	(1,333.36)
<b>Total Staffing/Consultants</b>	<b>74,049.99</b>	<b>75,150.00</b>	<b>587,205.59</b>	<b>601,200.00</b>	<b>(13,994.41)</b>

## Administrative Expenses

56000 OFFICE SPACE	3,778.04	4,333.33	30,224.32	34,666.64	(4,442.32)
56400 FINANCIAL AUDIT	0.00	291.67	3,000.00	2,333.36	666.64
56800 TELEPHONE	580.06	1,708.33	4,689.77	13,666.64	(8,976.87)
56900 EQUIP- LEASE	215.00	250.00	1,720.00	2,000.00	(280.00)
57000 POSTAGE	418.31	500.00	3,810.55	4,000.00	(189.45)
57100 SHIPPING/DELIVERY/	0.00	8.33	32.27	66.64	(34.37)
57200 DUPLICATING	187.03	541.67	2,242.69	4,333.36	(2,090.67)
57300 BANK CHARGES	10.98	37.50	155.39	300.00	(144.61)
57400 SUPPLIES	228.72	250.00	1,025.26	2,000.00	(974.74)
57500 EQUIP/SW/FURNITURE	110.00	177.92	1,283.37	1,423.36	(139.99)
57600 DEPRECIATION	442.20	416.67	3,452.38	3,333.36	119.02

Unaudited

**TNF - TPAPN****Income Statement**

For the Eight Months Ending February 28, 2015

	Current Month Actual	Current Month Budget	Year to Date Actual	Year to Date Budget	Year to Date Variance
57700 INFORMATION TECHNOLOGY	118.00	250.00	1,280.01	2,000.00	(719.99)
57800 EQUIP MAINTENANCE	0.00	16.67	0.00	133.36	(133.36)
57900 DOCUMENT MANAGEMENT	36.00	25.00	345.00	200.00	145.00
58100 INSUR/LEGAL DEFENSE	536.00	375.00	2,680.00	3,000.00	(320.00)
58600 RESOURCE LIBRARY	0.00	41.67	292.34	333.36	(41.02)
59600 COMMITTEES & BOARDS	0.00	583.33	2,323.07	4,666.64	(2,343.57)
<b>Total Administrative</b>	<b>6,660.34</b>	<b>9,807.09</b>	<b>58,556.42</b>	<b>78,456.72</b>	<b>(19,900.30)</b>
<b>Participants/Advocants</b>					
60400 ADVOCATES - EXPENSES	0.00	250.00	0.00	2,000.00	(2,000.00)
60600 FALL W/S- ADVOCATES	0.00	1,041.67	12,942.69	8,333.36	4,609.33
61000 SPRING W/S	500.00	1,041.67	500.00	8,333.36	(7,833.36)
62400 PROGRAM MATERIALS	127.72	583.33	2,766.52	4,666.64	(1,900.12)
<b>Total Participants/Advocates</b>	<b>627.72</b>	<b>2,916.67</b>	<b>16,209.21</b>	<b>23,333.36</b>	<b>(7,124.15)</b>
<b>Education</b>					
63600 TREATMENT PROV W/S	0.00	83.33	0.00	666.64	(666.64)
63800 WORKSHOPS-EXPENSES	0.00	250.00	99.75	2,000.00	(1,900.25)
64900 EDUCATIONAL MATERIALS	0.00	416.67	0.00	3,333.36	(3,333.36)
65500 ATTORNEY WORKSHOP	0.00	50.00	275.08	400.00	(124.92)
66000 SUPPORT GROUP FACILITA	0.00	250.00	0.00	2,000.00	(2,000.00)
68400 EDUC-MATERIALS/BROCH/	0.00	416.67	0.00	3,333.36	(3,333.36)
68800 EXHIBIT FEES	0.00	83.33	500.00	666.64	(166.64)
<b>Total Education</b>	<b>0.00</b>	<b>1,550.00</b>	<b>874.83</b>	<b>12,400.00</b>	<b>(11,525.17)</b>
<b>Total Expenses</b>	<b>81,338.05</b>	<b>89,423.76</b>	<b>662,846.05</b>	<b>715,390.08</b>	<b>(52,544.03)</b>
<b>Net Income or Loss</b>	<b>\$ 12,305.57</b>	<b>\$ 4,583.58</b>	<b>\$ 99,450.42</b>	<b>\$ 36,668.64</b>	<b>62,781.78</b>

Unaudited